

WOOD FENCE

What you need to know...

Quality

Allegheny Fence purchases our wood materials from distributors who supply a quality wood product to meet our customer's high expectations.

Treated or Red Cedar

Our treated southern yellow wood products are preserved with the MCA process to resist deterioration and decay from insects. Cedar products offer natural deterrents against decay although it typically is a more expensive product than treated wood. Treated posts are "recommended" when installing a Cedar Fence due to the in-ground installation. Either type of species is not guaranteed against cracking or warping.

Custom or Panels:

A custom assembled fence allows for your project to reflect your style. Choose from different varieties of picket/post designs along with several types of fence. A Custom installation allows for flexibility for your fence to follow the contour of the your property. A Custom fence construction begins with all posts being set into solid concrete footers. The rails (typically 2 x 4) are then attached followed by each individual picket. Pre-built Wood panels are unable to adjust to grades and must be stepped to follow ground conditions.

Design:

Wood offers the homeowner the opportunity to design a fence the desired height and characteristics that you want to complement your home. There are many varieties of fence styles and combinations that can be selected by choosing from the many different styles of pickets, post tops or post finials. A scalloped (concave/convex) design is very popular also. Many of the pickets and posts tops are cut at our shop. Caps and finials are ordered specific for your project. See the attached design sheet for options about wood fence details.

Maintenance


It is recommended not to apply stain for at least one year after installation. This will allow the wood to settle and dry out. This will help to prevent future warping and for better stain absorption.



Dog Ear Privacy shown with Flat Posts



Picket Fence with Colonial Pickets and Post Tops



Wood Fence installed on wall with Steel Posts



Shadowbox Fence with Dog Ear Pickets with Flat Posts

Allegheny Fence Construction Co., Inc.

4301 Irvine Street

Pittsburgh, PA 15207

412-421-6005 T - 412-421-1734 F

www.alleghenyfence.com

Allegheny Fence Construction Co., Inc.

Wood Fence Designs

Phone: 412-421-6005

Picket - 1" x 4" or 1" x 6"



Flat Top



Dog Ear



1/4 Circle



Gothic



French Gothic



Colonial

Post Options - 4" x 4" or 6" x 6"



Flat Top



Dog Ear



Gothic



French Gothic



Colonial

Decorative Finials (T = Treated, RC = Red Cedar)



F1 - Acorn
Shown w/ Flat Cap



F2 - Small Ball
Shown w/ Flat Cap




F3 - Pineapple
Shown w/ High Flat Cap



F4 - Coachman
Shown w/ High Flat Cap



F5 - Round Ball
Shown w/ Flat Cap



F6 - Classic Flat Cap
or
Slip Over Flat Cap
shown below

Slip Over Caps (T = Treated, RC = Red Cedar)



F7 - Flat Cap



F8 - High Flat Cap



F9 - Pyramid




F10 - High Pyramid




F11 - Copper Top


Fence Options (custom picket spacing)



Privacy



Scallop



Shadowbox



Picket

Lattice Options (Seasonal Availability)



Diagonal Lattice



Square Lattice