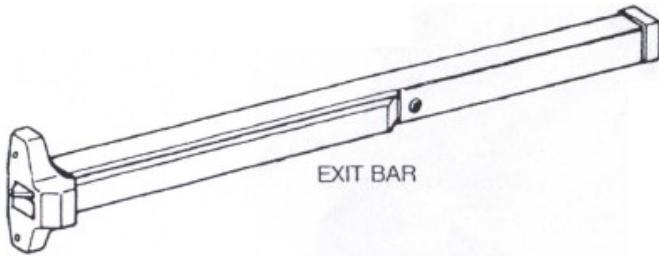


Allegheny Fence Const. Co. Inc.

Panic Bars

Basic Surface Mount Exit Bar*



- Fits all gates from 29" to 42" in width
- Available with or without lockbox
- Adjustable receiving latch
- Aluminum finish
- Cost effective
- Not as weather resistant as Detex

Do it yourself plate features:

- Two piece mounting plate
- Adjustable plates from 32" to 54" gate frames
- Adjustable receiver bracket

Panic bar with Mounting Plate



Do it Yourself Plate



Plate fabricated by Allegheny Fence

One inch mesh is recommended for additional security for chain link gates.

"Detex" Surface Mount Exit Bar*



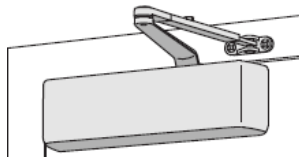
- Anodized aluminum bar
- Stainless Steel Latch Mechanism
- Available in 36" and 48" - not adjustable
- Heavy duty
- Weather Resistant

- Anodized Aluminum Bar
- Weather Resistant
- Available in 36" and 48" - not adjustable
- Approximately 100 db alarm
- Powered by 9 volt battery
- Low battery alert

"Detex" Exit Bar with Alarm*



*Door Closer Recommended with Panic Bars

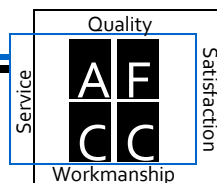


- Wide variety of closers available
- Ensures gate will close after gate is opened
- Cast Iron

4301 Irvine Street
Pittsburgh, PA 15207

412-421-6005 Telephone
412-421-1734 Fax

 American Fence Association Member



www.alleghenyfence.com
sales@alleghenyfence.com

Providing Quality Fence Materials and Workmanship since 1954

