
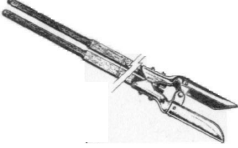
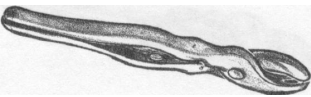
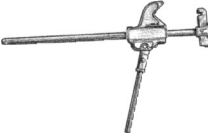
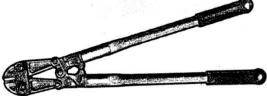
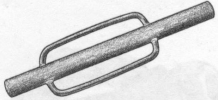






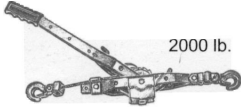







Installation Tools

Installing a chain link fence involves the use of hand and/or power tools that will make your installation professional and easier to perform. Many hand and or power tools can be purchased or rented at your local hardware or rental store. Many hand tools specific to the fence industry are available at Allegheny Fence. Material can be purchased at Allegheny Fence for Do-It-Yourself installations. The following fence tools are available for purchase at Allegheny Fence.

Fence Plier 	Diggers 6" Atlas 8" Hercules 
Hog Ring Pliers 	PUL-JAK Fence Stretcher 
Bolt Cutters 	Post Driver 2"ID x 30" 
Hand Stretcher 	Tape Measure 1" x 33' 1 1/4" x 33' 
3 Hook Stretcher Bar 	Wire Grip 
2 Hook Stretcher Bar 	Pipe Wrench 
Cable Ratchet  2000 lb.	Hack Saw 
Boston Digger 	Sledge Hammer 
Digging Bars  Tamping Bar Digging Bar	Pipe Cutter 

Other Tools

Available At your Local Hardware Store

Allegheny Fence

4301 Irvine Street

Pittsburgh, PA 15207

412-421-6005

412-421-1734 (fax)

www.alleghenyfence.com